Working range

41 ft boom - Imperial 85%

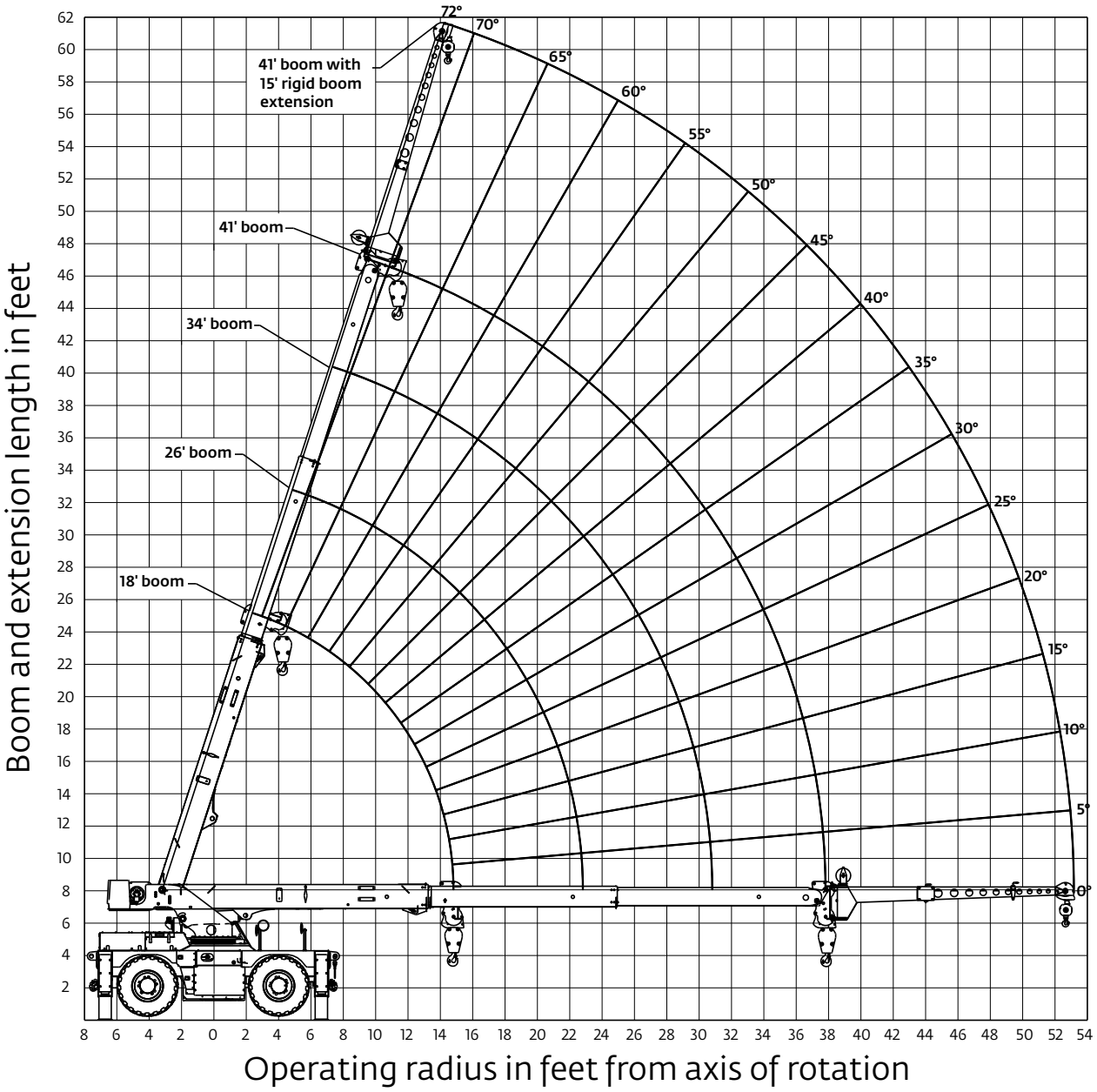

THIS CHART IS ONLY A GUIDE AND SHOULD NOT BE USED TO OPERATE THE CRANE.
The individual crane's load chart, operating instructions and other instructional plates must be read and understood prior to operating the crane

Load chart

41 ft boom - Imperial 85%

18 ft - 41 ft | 100% | 360°

Pounds

Radius in Feet	Main Boom Length in Feet			
	18	26	34	41
6	30,000 (66)			
8	27,150 (58.5)	19,800 (69.5)		
10	24,000 (50)	19,800 (64.5)		
12	21,500 (39.5)	18,950 (59.5)	17,350 (67.5)	
14	16,000 (24.5)	16,300 (53.5)	15,150 (64)	13,550 (69)
14.5	13,800 (18.5)	15,300 (52)	14,750 (63)	13,200 (68)
16		12,850 (47.5)	12,750 (60)	12,200 (66)
18		10,500 (40.5)	10,450 (56)	10,800 (62.5)
20		8870 (32)	8800 (51.5)	9070 (59.5)
22		7610 (20)	7550 (46.5)	7760 (56)
22.5		7350 (14.5)	7290 (45.5)	7480 (55)
24			6580 (41.5)	6740 (52.5)
26			5790 (35.5)	5930 (48.5)
28			5140 (28)	5260 (44.5)
30			4610 (17)	4690 (40)
30.5			4490 (12.5)	4570 (39)
32				4220 (35)
34				3810 (29.5)
36				3450 (21.5)
37.5				3220 (11.5)

NOTE: ( ) Boom angles are in degrees. 80101697

18 ft - 41 ft | 100% | Over front

Pounds

Radius in Feet	Main Boom Length in Feet			
	18	26	34	41
6	30,000 (66)			
8	27,150 (58.5)	19,800 (69.5)		
10	24,000 (50)	19,800 (64.5)		
12	21,500 (39.5)	18,950 (59.5)	17,350 (67.5)	
14	18,500 (24.5)	16,700 (53.5)	15,150 (64)	13,550 (69)
14.5	13,800 (18.5)	16,250 (52)	14,750 (63)	13,200 (68)
16		14,900 (47.5)	13,600 (60)	12,200 (66)
18		13,200 (40.5)	12,300 (56)	11,000 (62.5)
20		11,100 (32)	10,900 (51.5)	10,100 (59.5)
22		9560 (20)	9390 (46.5)	9320 (56)
22.5		8960 (14.5)	9070 (45.5)	9140 (55)
24			8210 (41.5)	8360 (52.5)
26			7280 (35.5)	7350 (48.5)
28			6510 (28)	6530 (44.5)
30			5880 (17)	5860 (40)
30.5			5740 (12.5)	5710 (39)
32				5290 (35)
34				4790 (29.5)
36				4370 (21.5)
37.5				4090 (11.5)

NOTE: ( ) Boom angles are in degrees. 80101696

THIS CHART IS ONLY A GUIDE AND SHOULD NOT BE USED TO OPERATE THE CRANE.
The individual crane's load chart, operating instructions and other instructional plates must be read and understood prior to operating the crane

15 ft | 100% | 360°

Pounds

NOTES:
1. 15 ft boom extension may be used for single line lifting service only.
2. WARNING: Operation of this machine with heavier loads than the capacities listed is strictly prohibited. Machine tipping with boom extension occurs rapidly and without advance warning.

Radius in Feet	15 ft LENGTH		
	0° OFFSET	15° OFFSET	30° OFFSET
18	7370 (70)		
20	7210 (68)		
22	6650 (65.5)	4790 (69.5)	
24	6020 (63.5)	4570 (67)	3650 (70)
26	5590 (61)	4290 (64.5)	3520 (67.5)
28	5290 (58.5)	4120 (62)	3410 (65)
30	4810 (56)	3900 (59.5)	3290 (62.5)
32	4350 (53.5)	3770 (57)	3200 (60)
34	3950 (51)	3600 (54.5)	3120 (57)
36	3600 (48)	3450 (51.5)	3030 (54)
38	3300 (45)	3330 (48.5)	2970 (51)
40	3040 (42)	3080 (45.5)	2910 (47.5)
42	2800 (38.5)	2840 (42)	2850 (44)
44	2590 (35)	2620 (38.5)	2680 (40)
46	2400 (31)	2430 (34.5)	2480 (35.5)
48	2230 (26)	2250 (29.5)	
50	2070 (20.5)	2090 (23)	
52	1930 (11.5)		
52.5	1890 (6.5)		

80101699

THIS CHART IS ONLY A GUIDE AND SHOULD NOT BE USED TO OPERATE THE CRANE.
The individual crane's load chart, operating instructions and other instructional plates must be read and understood prior to operating the crane

Load chart

41 ft boom - Imperial 85%

18 ft - 41 ft | Stationary | Defined arc over front | Stationary | 360° | Pick & Carry | Over front

Pounds

Radius in Feet	Defined Arc 8° Over Front	Stationary 360°
6	19,300	14,450
8	15,600	11,100
10	12,950	8940
12	10,100	7290
14	7780	5720
14.5	7340	5400
16	6440	4700
18	5340	3890
20	4520	3270
22	3870	2780
22.5	3730	2670
24	3390	2460
26	2960	2140
28	2600	1870
30	2300	1640
30.5	2230	1590
32	2100	1450
34	1870	1280
36	1670	1130
37.5	1540	1030

80101698

1. Capacities are in pounds and do not exceed 75% of tipping loads as determined by test in accordance with SAE J765.
2. Capacities are applicable to machines equipped with outrigger R4 385/65 D22.5 at 125 psi cold inflation pressure.
3. Capacities are applicable only with machine on a smooth, level and firm surface.
4. Defined Arc - Over front includes 8° on either side of longitudinal centerline of machine.
5. All rubber lifting depends on proper tire inflation, capacity and condition. Capacities must be reduced for lower tire inflation pressures. Damaged tires are hazardous to safe operation of crane.
6. For pick and carry operation, the boom, using the shortest practical boom length, must be centered over front of machine. Maximum speed is 2.5 mph.
7. On rubber lifting with boom extension not permitted.

THIS CHART IS ONLY A GUIDE AND SHOULD NOT BE USED TO OPERATE THE CRANE.
The individual crane's load chart, operating instructions and other instructional plates must be read and understood prior to operating the crane

Working range

50 ft boom - Imperial 85%

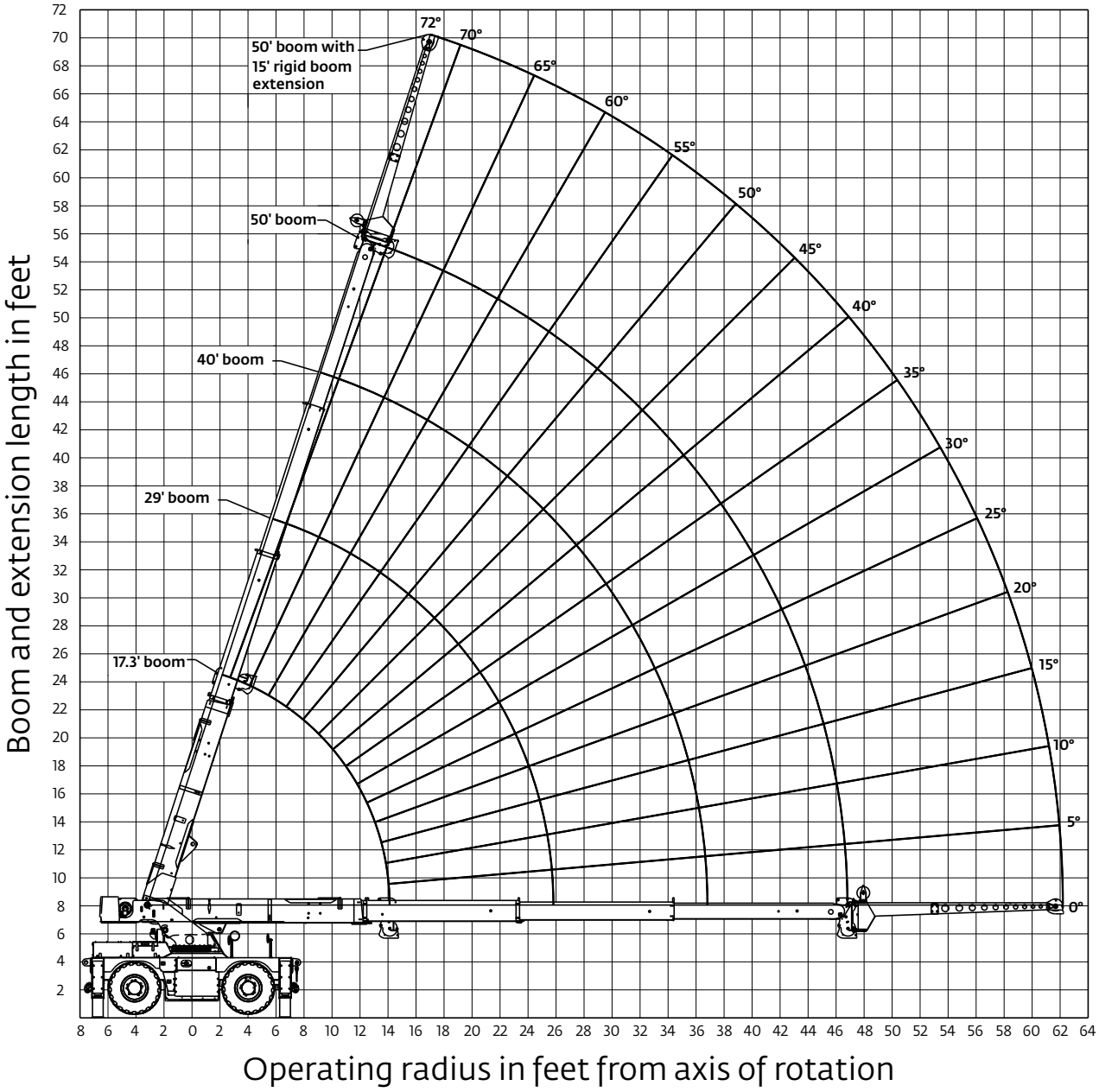

THIS CHART IS ONLY A GUIDE AND SHOULD NOT BE USED TO OPERATE THE CRANE.
The individual crane's load chart, operating instructions and other instructional plates must be read and understood prior to operating the crane

Load chart

50 ft boom - Imperial 85%

17 ft - 50 ft | 100% | 360°

Pounds

Radius in Feet	Main Boom Length in Feet			
	17.3	29	40	50
6	30,000 (64.5)			
8	25,750 (56.5)			
10	21,250 (47)	16,950 (67)		
12	18,050 (35.5)	16,950 (62.5)		
14	13,100 (15)	15,700 (58)	14,950 (68.5)	
16		12,300 (53)	12,550 (65)	
18		10,050 (48)	10,200 (62)	10,150 (68.5)
20		8470 (42.5)	8550 (58.5)	8500 (65.5)
22		7240 (35)	7300 (55)	7260 (63)
24		6290 (26)	6330 (51.5)	6300 (60.5)
25.5		5700 (14)	5730 (48.5)	5710 (58.5)
26			5550 (47.5)	5530 (57.5)
28			4910 (43)	4900 (55)
30			4380 (38.5)	4370 (52)
32			3920 (33)	3930 (48.5)
34			3530 (26)	3550 (45.5)
36			3190 (16.5)	3220 (42)
36.5			3110 (12)	3140 (41)
38				2930 (38)
40				2670 (34)
42				2440 (29)
44				2230 (23)
46				2040 (14)
46.5				2000 (10)

NOTE: ( ) Boom angles are in degrees. 80101703

17 ft - 50 ft | 100% | Over front

Pounds

Radius in Feet	Main Boom Length in Feet			
	17.3	29	40	50
6	30,000 (64.5)			
8	25,750 (56.5)			
10	21,250 (47)	16,950 (67)		
12	18,050 (35.5)	16,950 (62.5)		
14	13,100 (15)	16,400 (58)	14,950 (68.5)	
16		14,950 (53)	13,700 (65)	
18		13,550 (48)	12,500 (62)	12,150 (68.5)
20		11,200 (42.5)	10,850 (58.5)	10,900 (65.5)
22		9480 (35)	9220 (55)	9250 (63)
24		8140 (26)	7970 (51.5)	7980 (60.5)
25.5		7150 (14)	7210 (48.5)	7210 (58.5)
26			6980 (47.5)	6980 (57.5)
28			6180 (43)	6170 (55)
30			5520 (38.5)	5500 (52)
32			4970 (33)	4940 (48.5)
34			4490 (26)	4460 (45.5)
36			4070 (16.5)	4050 (42)
36.5			3980 (12)	3960 (41)
38				3690 (38)
40				3380 (34)
42				3090 (29)
44				2840 (23)
46				2610 (14)
46.5				2560 (10)

NOTE: ( ) Boom angles are in degrees. 80101702

THIS CHART IS ONLY A GUIDE AND SHOULD NOT BE USED TO OPERATE THE CRANE.
The individual crane's load chart, operating instructions and other instructional plates must be read and understood prior to operating the crane

Load chart

50 ft boom - Imperial 85%

15 ft | 100% | 360°

Pounds

Radius in Feet	15 ft LENGTH		
	0° OFFSET	15° OFFSET	30° OFFSET
20	7020 (71.5)		
22	6200 (69.5)		
24	5670 (67.5)	4980 (71.5)	
26	5250 (65.5)	4680 (69)	3720 (71.5)
28	5000 (63.5)	4520 (67)	3600 (69.5)
30	4660 (61.5)	4210 (65)	3500 (67.5)
32	4180 (59.5)	3940 (62.5)	3410 (65.5)
34	3770 (57.5)	3800 (60.5)	3320 (63)
36	3420 (55)	3490 (58.5)	3230 (61)
38	3110 (53)	3150 (56)	3160 (58.5)
40	2830 (50.5)	2860 (54)	2970 (56)
42	2590 (48)	2600 (51.5)	2690 (53.5)
44	2370 (45.5)	2360 (49)	2450 (51)
46	2180 (43)	2150 (46)	2230 (48.5)
48	2000 (40)	1960 (43.5)	2030 (45.5)
50	1840 (37)	1790 (40.5)	1850 (42)
52	1690 (34)	1630 (37)	1680 (38.5)
54	1560 (30.5)	1480 (33.5)	1530 (34.5)
56	1430 (26.5)	1350 (29.5)	1390 (30)
58	1320 (21.5)	1230 (24)	
60	1210 (15)	1110 (17)	
61.5	1140 (6)		

80101705

NOTES:

1. 15 ft boom extension may be used for single line lifting service only.
2. WARNING: Operation of this machine with heavier loads than the capacities listed is strictly prohibited. Machine tipping with boom extension occurs rapidly and without advance warning.

THIS CHART IS ONLY A GUIDE AND SHOULD NOT BE USED TO OPERATE THE CRANE.
The individual crane's load chart, operating instructions and other instructional plates must be read and understood prior to operating the crane

Load chart

50 ft boom - Imperial 85%

17 ft - 50 ft | Stationary | Defined arc over front | Stationary | 360° | Pick & Carry | Over front

Pounds

Radius in Feet	Defined Arc 8° Over Front	Stationary 360°
6	16,000	12,000
8	13,600	9900
10	11,700	8490
12	9820	7220
14	7410	5540
16	6520	4650
18	5340	3800
20	4460	3160
22	3770	2650
24	3220	2240
25.5	2870	1980
26	2850	1960
28	2470	1720
30	2140	1470
32	1870	1260
34	1620	1080
36	1410	910
36.5	1360	880
38	1320	780
40	1150	650
42	1000	540
44	870	430
46	750	340
46.5	720	320

80101704

1. Capacities are in pounds and do not exceed 75% of tipping loads as determined by test in accordance with SAE J765.
2. Capacities are applicable to machines equipped with outrigger R4 385/65 D22.5 at 125 psi cold inflation pressure.
3. Capacities are applicable only with machine on a smooth, level and firm surface.
4. Defined Arc - Over front includes 8° on either side of longitudinal centerline of machine.
5. All rubber lifting depends on proper tire inflation, capacity and condition. Capacities must be reduced for lower tire inflation pressures. Damaged tires are hazardous to safe operation of crane.
6. For pick and carry operation, the boom, using the shortest practical boom length, must be centered over front of machine. Maximum speed is 2.5 mph.
7. On rubber lifting with boom extension not permitted.

THIS CHART IS ONLY A GUIDE AND SHOULD NOT BE USED TO OPERATE THE CRANE.
The individual crane's load chart, operating instructions and other instructional plates must be read and understood prior to operating the crane

Working range

12,5 m boom - Metric 85%

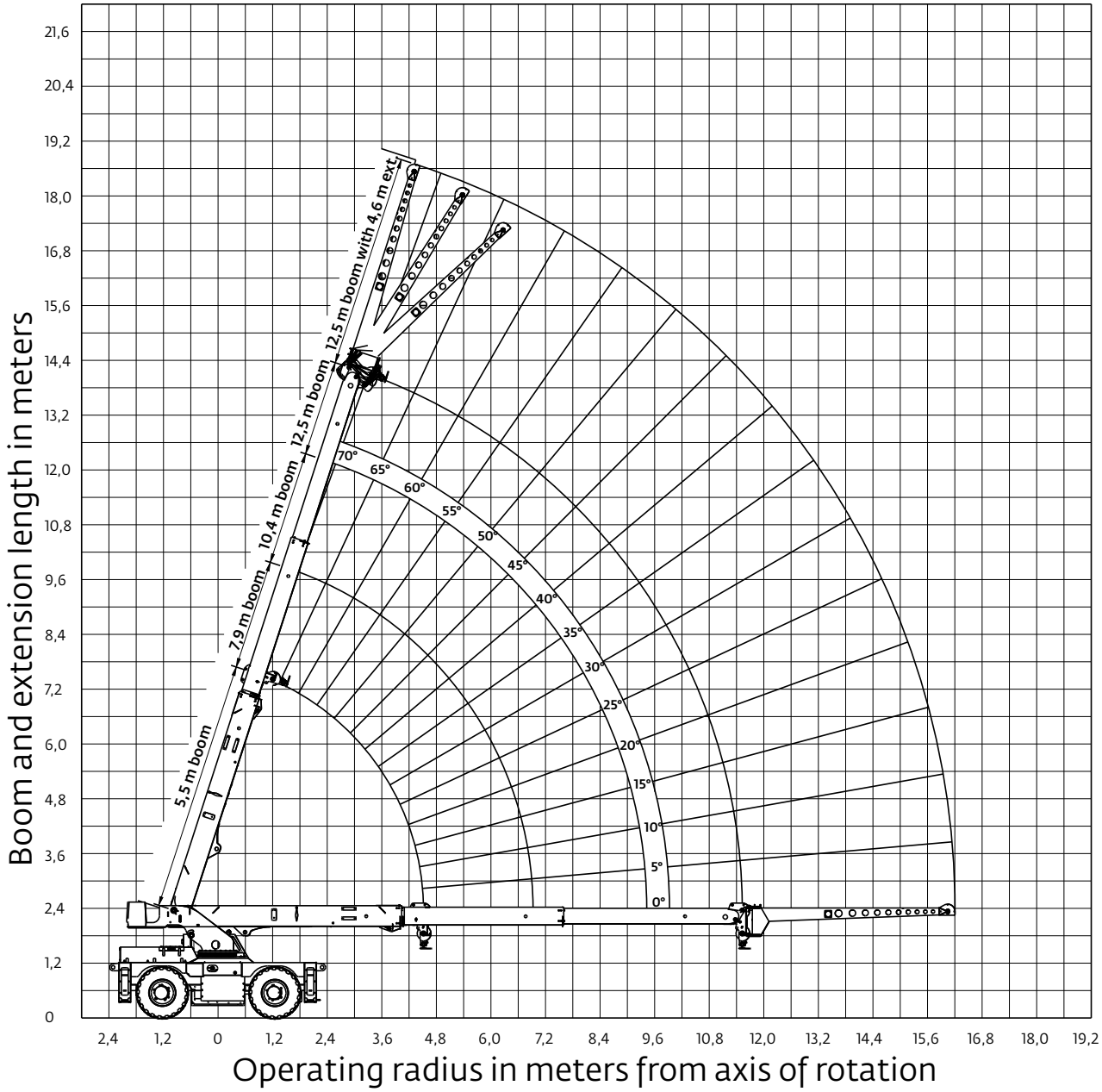

THIS CHART IS ONLY A GUIDE AND SHOULD NOT BE USED TO OPERATE THE CRANE.
The individual crane's load chart, operating instructions and other instructional plates must be read and understood prior to operating the crane

Load chart

12,5 m boom - Metric 85%

5,5 m - 12,5 m | 100% | 360°

Kilograms

Radius in Meters	Main Boom Length in Meters			
	5,5	7,9	10,4	12,5
1,8	13 600 (66,5)			
2,4	12 300 (59)	8980 (70)		
3	10 875 (50,5)	8980 (65)		
3,7	9750 (38,5)	8595 (59)	7870 (67,5)	
4,3	7160 (23,5)	7300 (53,5)	6870 (63,5)	6145 (68,5)
4,4	6260 (19,5)	7000 (52,5)	6690 (63)	5985 (68)
4,9		5785 (47,5)	5750 (60)	5530 (65,5)
5,5		4760 (40,5)	4725 (55,5)	4885 (62,5)
6,1		4015 (32)	3985 (51,5)	4110 (59,5)
6,7		3455 (20)	3430 (46,5)	3525 (56)
6,9		3300 (12,5)	3275 (45)	3360 (55)
7,3			2995 (41,5)	3070 (52,5)
7,9			2640 (35,5)	2700 (49)
8,5			2350 (28,5)	2400 (45)
9,1			2105 (18,5)	2145 (40,5)
9,3			2035 (12,5)	2070 (39)
9,8				1895 (35)
10,4				1715 (29)
11				1560 (21)
11,4				1465 (12,5)

NOTE: ( ) Boom angles are in degrees. 80101709

5,5 m - 12,5 m | 100% | Over front

Kilograms

Radius in Meters	Main Boom Length in Meters			
	5,5	7,9	10,4	12,5
1,8	13 600 (66,5)			
2,4	12 300 (59)	8980 (70)		
3	10 875 (50,5)	8980 (65)		
3,7	9750 (38,5)	8595 (59)	7870 (67,5)	
4,3	8390 (23,5)	7575 (53,5)	6870 (63,5)	6145 (68,5)
4,4	6260 (19,5)	7370 (52,5)	6690 (63)	5985 (68)
4,9		6755 (47,5)	6165 (60)	5530 (65,5)
5,5		5980 (40,5)	5575 (55,5)	4990 (62,5)
6,1		5040 (32)	4950 (51,5)	4580 (59,5)
6,7		4345 (20)	4265 (46,5)	4225 (56)
6,9		4060 (12,5)	4075 (45)	4145 (55)
7,3			3735 (41,5)	3805 (52,5)
7,9			3315 (35,5)	3350 (49)
8,5			2970 (28,5)	2980 (45)
9,1			2685 (18,5)	2675 (40,5)
9,3			2600 (12,5)	2585 (39)
9,8				2380 (35)
10,4				2165 (29)
11				1975 (21)
11,4				1865 (12,5)

NOTE: ( ) Boom angles are in degrees. 80101708

THIS CHART IS ONLY A GUIDE AND SHOULD NOT BE USED TO OPERATE THE CRANE.
The individual crane's load chart, operating instructions and other instructional plates must be read and understood prior to operating the crane

Load chart

12,5 m boom - Metric 85%

4,6 m | 100% | 360°

Kilograms

Radius in Meters	4,6 m LENGTH		
	0° OFFSET	15° OFFSET	30° OFFSET
5,5	3340 (70)		
6,1	3270 (68)		
6,7	3015 (66)	2170 (69,5)	
7,3	2730 (63,5)	2070 (67)	1655 (70)
7,9	2535 (61)	1945 (64,5)	1595 (67,5)
8,5	2400 (58,5)	1865 (62,5)	1545 (65)
9,1	2200 (56,5)	1765 (60)	1490 (62,5)
9,8	1955 (53,5)	1710 (57)	1450 (59,5)
10,4	1780 (50,5)	1630 (54,5)	1415 (57)
11	1630 (48)	1565 (51,5)	1370 (54)
11,6	1495 (45)	1510 (48,5)	1345 (51)
12,2	1375 (42)	1395 (45,5)	1320 (47,5)
12,8	1270 (38,5)	1285 (42)	1290 (44)
13,4	1175 (35)	1190 (38,5)	1220 (40)
14	1090 (31)	1105 (34,5)	1125 (35,5)
14,6	1015 (26,5)	1025 (29,5)	
15,2	945 (21)	955 (23,5)	
15,8	880 (12,5)		
16	860 (6,5)		

80101711

NOTES:

1. 4,6 m boom extension may be used for single line lifting service only.
2. WARNING: Operation of this machine with heavier loads than the capacities listed is strictly prohibited. Machine tipping with boom extension occurs rapidly and without advance warning.

THIS CHART IS ONLY A GUIDE AND SHOULD NOT BE USED TO OPERATE THE CRANE.
The individual crane's load chart, operating instructions and other instructional plates must be read and understood prior to operating the crane

Load chart

12,5 m boom - Metric 85%

5,5 m - 12,5 m | Stationary | Defined arc over front | Stationary | 360° | Pick & Carry | Over front

Kilograms

Radius in Meters	Defined Arc 8° Over Front	Stationary 360°
1,8	8765	6570
2,4	7075	5045
3	5870	4055
3,7	4495	3250
4,3	3485	2565
4,4	3355	2465
4,9	2900	2115
5,5	2415	1760
6,1	2045	1480
6,7	1760	1260
6,9	1675	1195
7,3	1540	1120
7,9	1350	975
8,5	1190	855
9,1	1050	755
9,3	1010	720
9,8	945	650
10,4	845	575
11	755	510
11,4	700	470

80101710

1. Capacities are in pounds and do not exceed 75% of tipping loads as determined by test in accordance with SAE J765.
2. Capacities are applicable to machines equipped with outrigger R4 385/65 D22.5 at 8,6 bar cold inflation pressure.
3. Capacities are applicable only with machine on a smooth, level and firm surface.
4. Defined Arc - Over front includes 8° on either side of longitudinal centerline of machine.
5. All rubber lifting depends on proper tire inflation, capacity and condition. Capacities must be reduced for lower tire inflation pressures. Damaged tires are hazardous to safe operation of crane.
6. For pick and carry operation, the boom, using the shortest practical boom length, must be centered over front of machine. Maximum speed is 4,0 kmh.
7. On rubber lifting with boom extension not permitted.

Working range

15,2 m boom - Metric 85%

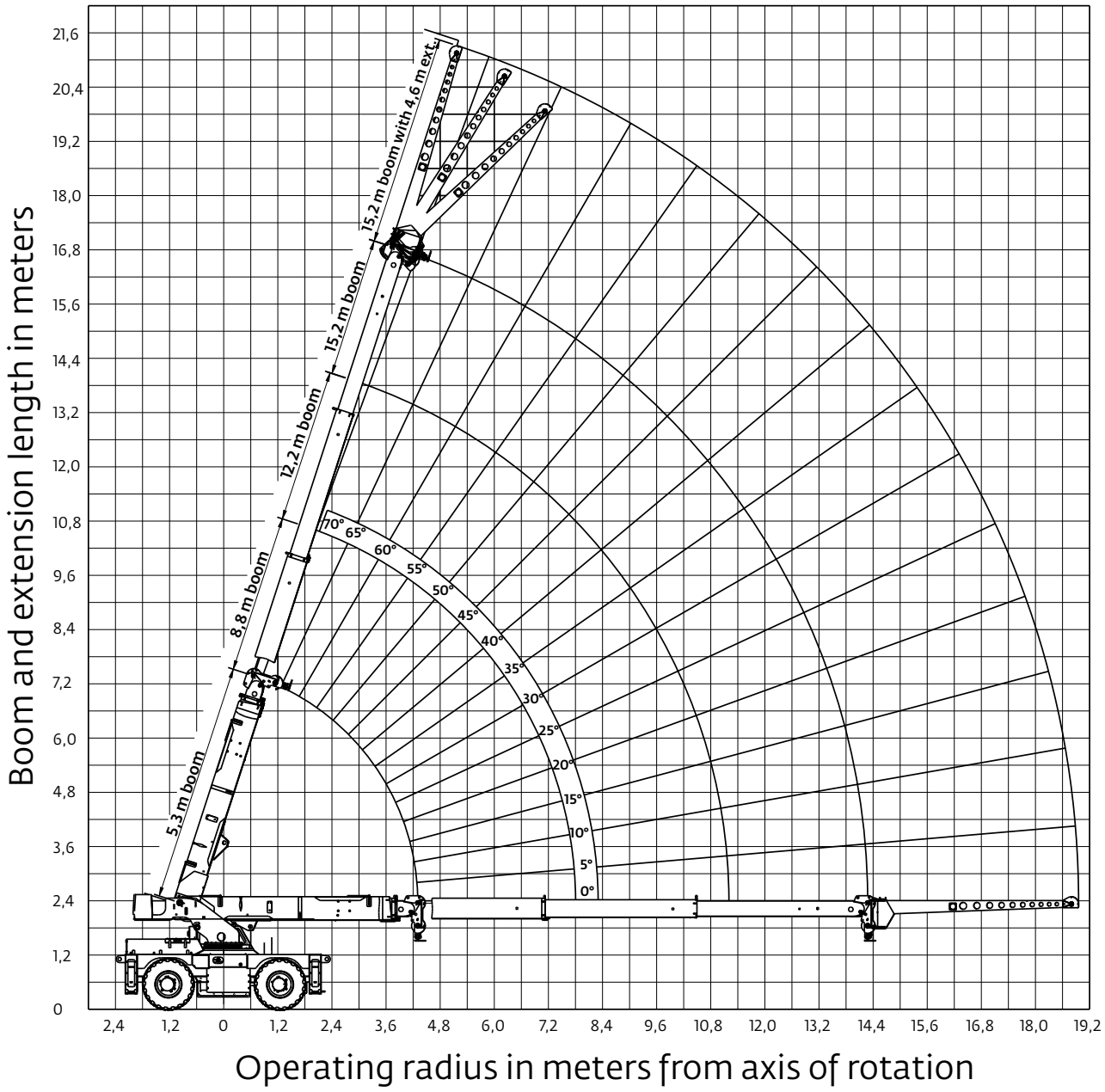

Load chart

15,2 m boom - Metric 85%

5,3 m - 15,2 m | 100% | 360°

Kilograms

Radius in Meters	Main Boom Length in Meters			
	5,3	8,8	12,2	15,2
1,8	13 600 (65)			
2,4	11 675 (57)			
3	9635 (48)	7685 (67,5)		
3,7	8040 (34,5)	7685 (62,5)		
4,3	5920 (12)	7030 (57,5)	6780 (68)	
4,9		5550 (52,5)	5645 (65)	
5,5		4550 (47,5)	4615 (62)	4585 (68)
6,1		3835 (42)	3875 (58,5)	3850 (65,5)
6,7		3290 (35)	3315 (55)	3300 (63)
7,3		2860 (26)	2880 (51,5)	2865 (60,5)
7,8		2570 (13)	2585 (48)	2575 (58)
7,9			2530 (47,5)	2520 (58)
8,5			2245 (43,5)	2235 (55)
9,1			2000 (39)	2000 (52)
9,8			1765 (32,5)	1770 (48,5)
10,4			1590 (25,5)	1600 (45)
11			1440 (15,5)	1455 (42)
11,1			1420 (13)	1430 (41)
11,6				1325 (38)
12,2				1210 (34)
12,8				1105 (29)
13,4				1015 (23)
14				930 (14,5)
14,2				905 (9,5)

NOTE: ( ) Boom angles are in degrees. 80101714

5,3 m - 15,2 m | 100% | Over front

Kilograms

Radius in Meters	Main Boom Length in Meters			
	5,3	8,8	12,2	15,2
1,8	13 600 (65)			
2,4	11 675 (57)			
3	9635 (48)	7685 (67,5)		
3,7	8185 (34,5)	7685 (62,5)		
4,3	5940 (12)	7435 (57,5)	6780 (68)	
4,9		6780 (52,5)	6210 (65)	
5,5		6140 (47,5)	5670 (62)	5510 (68)
6,1		5085 (42)	4920 (58,5)	4940 (65,5)
6,7		4305 (35)	4190 (55)	4200 (63)
7,3		3705 (26)	3630 (51,5)	3635 (60,5)
7,8		3240 (13)	3250 (48)	3250 (58)
7,9			3185 (47,5)	3185 (58)
8,5			2825 (43,5)	2820 (55)
9,1			2525 (39)	2515 (52)
9,8			2235 (32,5)	2225 (48,5)
10,4			2025 (25,5)	2015 (45)
11			1840 (15,5)	1830 (42)
11,1			1810 (13)	1800 (41)
11,6				1670 (38)
12,2				1530 (34)
12,8				1405 (29)
13,4				1290 (23)
14				1190 (14,5)
14,2				1155 (9,5)

NOTE: ( ) Boom angles are in degrees. 80101713

Load chart

15,2 m boom - Metric 85%

4,6 m | 100% | 360°

Kilograms

Radius in Meters	4,6 m LENGTH		
	0° OFFSET	15° OFFSET	30° OFFSET
6,1	3180 (71,5)		
6,7	2810 (69,5)		
7,3	2570 (67,5)	2255 (71)	
7,9	2380 (65,5)	2120 (69)	1685 (72)
8,5	2265 (63,5)	2050 (67)	1630 (70)
9,1	2130 (61,5)	1910 (65)	1585 (67,5)
9,8	1885 (59,5)	1785 (62,5)	1545 (65,5)
10,4	1700 (57)	1720 (60,5)	1505 (63)
11	1545 (55)	1575 (58,5)	1465 (61)
11,6	1405 (53)	1425 (56)	1430 (58,5)
12,2	1285 (50,5)	1295 (54)	1345 (56)
12,8	1175 (48)	1180 (51,5)	1220 (53,5)
13,4	1080 (45,5)	1075 (49)	1115 (51)
14	990 (43)	980 (46,5)	1015 (48,5)
14,6	910 (40,5)	895 (43,5)	925 (45,5)
15,2	840 (37,5)	815 (40,5)	845 (42,5)
15,8	770 (34)	745 (37,5)	770 (39)
16,5	700 (30)	670 (33)	690 (34,5)
17,1	645 (26)	610 (29)	630 (30)
17,7	595 (21,5)	555 (24)	
18,3	550 (15)	505 (17)	
18,7	520 (7,5)		

80101716

NOTES:

1. 4,6 m boom extension may be used for single line lifting service only.
2. WARNING: Operation of this machine with heavier loads than the capacities listed is strictly prohibited. Machine tipping with boom extension occurs rapidly and without advance warning.

Load chart

15,2 m boom - Metric 85%

5,3 m - 15,2 m | Stationary | Defined arc over front | Stationary | 360° | Pick & Carry | Over front

Kilograms

Radius in Meters	Defined Arc 8° Over Front	Stationary 360°
1,8	7255	5445
2,4	6165	4490
3	5310	3850
3,7	4360	3210
4,3	3315	2480
4,9	2935	2095
5,5	2415	1715
6,1	2020	1430
6,7	1715	1205
7,3	1465	1020
7,8	1295	890
7,9	1285	880
8,5	1130	785
9,1	985	675
9,8	835	565
10,4	730	485
11	635	410
11,1	620	400
11,6	595	350
12,2	520	295
12,8	455	245
13,4	395	195
14	340	155
14,2	325	140

80101715

1. Capacities are in pounds and do not exceed 75% of tipping loads as determined by test in accordance with SAE J765.
2. Capacities are applicable to machines equipped with outrigger R4 385/65 D22.5 at 8,6 bar cold inflation pressure.
3. Capacities are applicable only with machine on a smooth, level and firm surface.
4. Defined Arc - Over front includes 8° on either side of longitudinal centerline of machine.
5. All rubber lifting depends on proper tire inflation, capacity and condition. Capacities must be reduced for lower tire inflation pressures. Damaged tires are hazardous to safe operation of crane.
6. For pick and carry operation, the boom, using the shortest practical boom length, must be centered over front of machine. Maximum speed is 4,0 kmh.
7. On rubber lifting with boom extension not permitted.